

Guidelines

DOCUMENTS








- [Contents](#)
- [Readout](#)
- [Fullfilment](#)

Contents

There may be single files in pdf format or grouped in compressed format.

Each compressed format contains files organized according to criteria of completeness and development status

List compressed names and their contents:

Nome
 BASIC.zip
 LEVEL_1.zip
 LEVEL_2.zip
 LEVEL_3.zip
 EXTRA.zip
 COMPLETE_PART_1.zip
 COMPLETE_PART_2.zip

BASIC

- Article Master Data Specs.pdf
- Article Master Data Record Layout.pdf
- Inbound Delivery Specs.pdf
- Inbound Delivery Record Layout.pdf
- Outbound Delivery Specs.pdf
- Outbound Delivery Record Layout.pdf

LEVEL 1

- Article Master Data Specs.pdf
- Article Master Data Record Layout.pdf
- Inbound Delivery Specs.pdf
- Inbound Delivery Feedback Specs.pdf
- Inbound Delivery Record Layout.pdf
- Outbound Delivery Specs.pdf
- Outbound Delivery Feedback Specs.pdf
- Outbound Delivery Record Layout.pdf

LEVEL 2

- Article Master Data Specs.pdf
- Article Master Data Record Layout.pdf
- Inbound Delivery Specs.pdf
- Inbound Delivery Feedback Specs.pdf
- Inbound Delivery Record Layout.pdf
- Supplier Inbound Delivery Specs.pdf
- Supplier Inbound Delivery Record Layout.pdf
- Outbound Delivery Specs.pdf
- Outbound Delivery Feedback Specs.pdf
- Outbound Delivery Record Layout.pdf

LEVEL 3

- Article Master Data Specs.pdf
- Article Master Data Record Layout.pdf
- Production Orders Specs.pdf
- Production Orders Feedback Specs.pdf
- Production Orders Record Layout.pdf
- Bill Of Materials Specs.pdf
- Bill Of Materials Record Layout.pdf

EXTRA

- Loading Plan Specs.pdf
- Loading Plan Record Layout.pdf
- Stock Availability Specs.pdf
- Stock Availability Record Layout.pdf
- Warehouse Movements Specs.pdf
- Warehouse Movements Record Layout.pdf
- Quality Status Change Specs.pdf
- Quality Status Change Record Layout.pdf

COMPLETE (PART 1 + PART 2)

- This package includes all the files of LEVEL 2 – LEVEL 3 – EXTRA
-

Readout

*** Specs.pdf

Explanatory document presenting extracts of tables related to record layouts, accompanied by representative examples in XML format and referring to specific operational cases observable within the application context.

*** Record Layout.pdf

In-depth document specifying the message type associated with the record layout, providing an exhaustive list of all processable records and including a detailed description of each structural element (TAG).

In specific cases, a section dedicated to confirmation management (FEEDBACK MANAGEMENT) is included to ensure integrity and completeness in the management of information flows.

Fullfilment

The files to be completed for the flows to be managed are exclusively those whose name ends with ***** Record Layout.pdf**.

Fill in the fields at the beginning of the document.

Document Title: Inbound Delivery Record Layout
Start Date:
Revision Date:
Customer Name:
Record Layout Description: Inbound Delivery Record Layout to manage goods entry into WMS
Record Layout Instruction: Tick the field in the column "Field to manage" for each attribute you want to manage
Customer Notes/Comments:
Feedback requested:
Feedback Record Layout Description: Section dedicated to the management of fields reserved for goods entry confirmations
Feedback Record Layout Instruction: Tick the field in the column "Field to manage" for each attribute you want to manage
Customer Signature:
Signature Date:

Check the boxes for the records (TAGs) need to manage. Some boxes are already checked and cannot be changed because they are mandatory fields.

Record Type: Riga_Ingresso						
Field to manage	Field	DESCRIPTION	Type	Length	Mandatory	NOTE
<input checked="" type="checkbox"/>	Número_Ordine	Order number	AN..	12	<input checked="" type="checkbox"/>	primary key
<input checked="" type="checkbox"/>	Número_Riga	Row number	N..	4	<input checked="" type="checkbox"/>	primary key
<input type="checkbox"/>	Número_SottoRiga	Row subnumber	N..	4	<input type="checkbox"/>	<= 0
<input checked="" type="checkbox"/>	Codice_Articolo	Article code	AN..	20	<input checked="" type="checkbox"/>	Item Master Data
<input type="checkbox"/>	Codice_Articolo_Alternativo	Secondary Article code	AN..	20	<input type="checkbox"/>	
<input type="checkbox"/>	Descrizione_Articolo	Article description	AN..	70	<input type="checkbox"/>	Item Master Data

Please note: Each properly completed document must be forwarded to **Dachser & Fercam Italia** for the formal validation necessary to certify the start of development activities, also working as a possible contractual annex.

[Go to ENG](#)

Linee Guida

DOCUMENTI

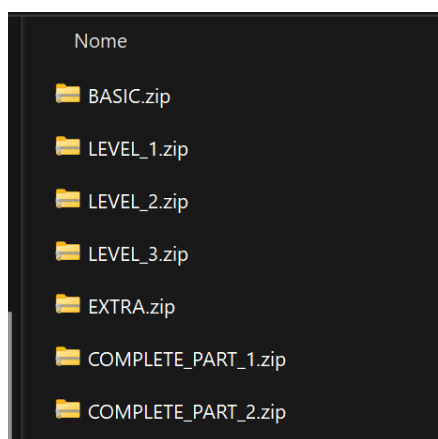
- [Contenuto](#)
- [Lettura](#)
- [Compilazione](#)

Contenuto

possono essere presenti file singoli in formato pdf o raggruppati in formato compresso.

Ogni formato compresso contiene file organizzati secondo criteri di completezza e stato di sviluppo

Elenco nomi compressi e relativo contenuto:



BASIC

- Article Master Data Specs.pdf
- Article Master Data Record Layout.pdf
- Inbound Delivery Specs.pdf
- Inbound Delivery Record Layout.pdf
- Outbound Delivery Specs.pdf
- Outbound Delivery Record Layout.pdf

LEVEL 1

- Article Master Data Specs.pdf
 - Article Master Data Record Layout.pdf
 - Inbound Delivery Specs.pdf
 - Inbound Delivery Feedback Specs.pdf
 - Inbound Delivery Record Layout.pdf
 - Outbound Delivery Specs.pdf
 - Outbound Delivery Feedback Specs.pdf
 - Outbound Delivery Record Layout.pdf
-

LEVEL 2

- Article Master Data Specs.pdf
- Article Master Data Record Layout.pdf
- Inbound Delivery Specs.pdf
- Inbound Delivery Feedback Specs.pdf
- Inbound Delivery Record Layout.pdf
- Supplier Inbound Delivery Specs.pdf
- Supplier Inbound Delivery Record Layout.pdf
- Outbound Delivery Specs.pdf
- Outbound Delivery Feedback Specs.pdf
- Outbound Delivery Record Layout.pdf

LEVEL 3

- Article Master Data Specs.pdf
- Article Master Data Record Layout.pdf
- Production Orders Specs.pdf
- Production Orders Feedback Specs.pdf
- Production Orders Record Layout.pdf
- Bill Of Materials Specs.pdf
- Bill Of Materials Record Layout.pdf

EXTRA

- Loading Plan Specs.pdf
- Loading Plan Record Layout.pdf
- Stock Availability Specs.pdf
- Stock Availability Record Layout.pdf
- Warehouse Movements Specs.pdf
- Warehouse Movements Record Layout.pdf
- Quality Status Change Specs.pdf
- Quality Status Change Record Layout.pdf

COMPLETE (PART 1 + PART 2)

- Questo pacchetto comprende tutti i file di LEVEL 2 – LEVEL 3 – EXTRA
-

Lettura

*** Specs.pdf

Documento esplicativo che presenta estrapolazioni di tabelle relative ai tracciati record, corredate da esempi rappresentativi in formato XML e riferite a specifiche casistiche operative osservabili nel contesto applicativo.

*** Record Layout.pdf

Documento approfondito che specifica la tipologia di messaggio associata al tracciato record, fornendo un elenco esaustivo di tutti i record processabili e includendo una descrizione dettagliata di ciascun elemento strutturale (TAG).

In specifici casi, viene inclusa una sezione dedicata alla gestione delle conferme (FEEDBACK MANAGEMENT) al fine di garantire l'integrità e la completezza nella gestione dei flussi informativi.

Compilazione

I file da compilare dei flussi che si intendono gestire sono esclusivamente quelli il cui nome termina con ***** Record Layout.pdf**.

Compilare i campi presenti nella parte iniziale del documento

Document Title: Inbound Delivery Record Layout
Start Date:
Revision Date:
Customer Name:
Record Layout Description: Inbound Delivery Record Layout to manage goods entry into WMS
Record Layout Instruction: Tick the field in the column "Field to manage" for each attribute you want to manage
Customer Notes/Comments:
Feedback requested:
Feedback Record Layout Description: Section dedicated to the management of fields reserved for goods entry confirmations
Feedback Record Layout Instruction: Tick the field in the column "Field to manage" for each attribute you want to manage
Customer Signature:
Signature Date:

Spuntare le caselle relative ai record (TAG) che si intendono gestire. Alcune caselle sono già spuntate e non modificabili in quanto rappresentano campi obbligatori.

Record Type: Riga_Ingresso							
Field to manage	Field	DESCRIPTION	Type	Length	Mandatory	Format	NOTE
<input checked="" type="checkbox"/>	Numero_Ordine	Order number	AN..	12	<input checked="" type="checkbox"/>		primary key
<input checked="" type="checkbox"/>	Numero_Riga	Row number	N..	4	<input checked="" type="checkbox"/>	<> 0	primary key
<input type="checkbox"/>	Numero_SottoRiga	Row subnumber	N..	4	<input type="checkbox"/>	<> 0	
<input checked="" type="checkbox"/>	Codice_Articolo	Article code	AN..	20	<input checked="" type="checkbox"/>		Item Master Data
<input type="checkbox"/>	Codice_Articolo_Alternativo	Secondary Article code	AN..	20	<input type="checkbox"/>		

Nota Bene: Ogni documento debitamente compilato deve essere trasmesso a Dachser & Fercam Italia per la validazione formale necessaria alla certificazione dell'avvio delle attività di sviluppo, fungendo altresì da possibile allegato contrattuale.